

# Miele Appliance Overview | JAN 2025

## PRODUCTS

## INSPIRATION

## RESOURCE CENTRE

125  
Years

## ANNIVERSARY EDITION

Ovens  
Coffee Systems  
Ranges NEW  
Range Hoods  
Cooktops  
Hood Fans  
Dishwashers  
Refrigeration  
Laundry  
Professional  
Countertop Coffee  
Machines  
Floor Care

Why Miele?  
New Products  
Miele Blog

Spec Sheets  
User Manual / Installation Guide  
CAD Data and BIM Data  
Multi- Residential Packages  
Certified Installation Program  
Miele Experience Centres  
Events / Cooking Classes  
Promotions  
Sustainability  
Customer Support

Table of Contents | 125 Edition  
Ovens  
Coffee System  
Dishwasher Panel  
Countertop Coffee Machines  
Floor Care  
CareCollection



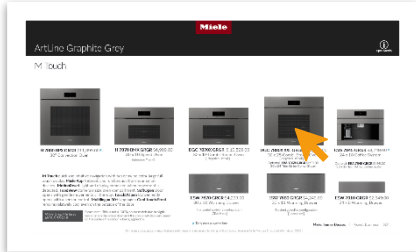

Click the Miele Logo at the top of every page to return to TOC and/or Cover page.

Click here on each page to access Miele's 'Specification Library'

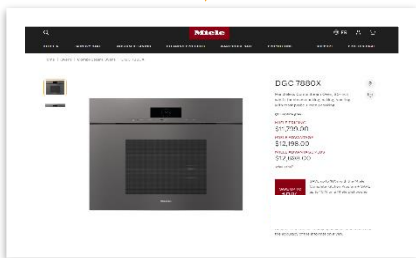
# Navigation Instructions

## Table of Contents Navigation

In T.O.C. click appliance or description to go to 'Section' or 'Category'

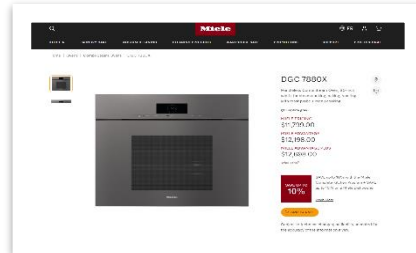


Click on appliance image to open product details page on Miele.ca



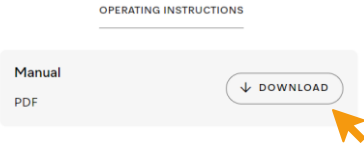
## User Manuals

From product details page scroll down to "Downloads, CAD, & apps" click on "Manual"



Scroll to bottom of page to downloads

## Downloads, CAD, & apps

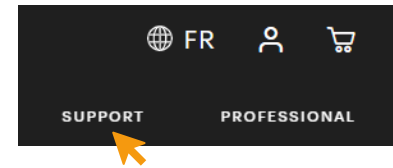


Manual Tip: Use the bookmark feature to quickly locate the Installation Specs within the appliance manual.

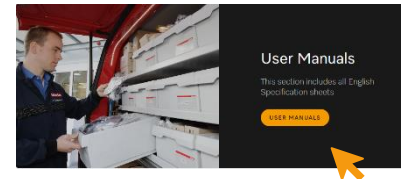


## Alternate access to User Manuals

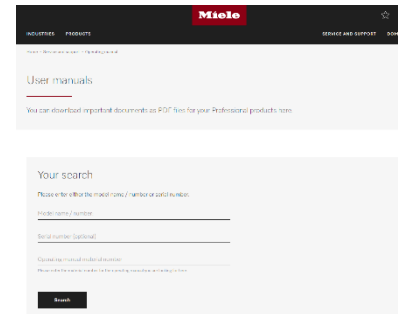
If the Miele User Manual is not available or a discontinued model, go to "Support" located on Miele.ca header and then select "Manuals & Specifications"



Select Manuals & Specifications then scroll to User Manuals

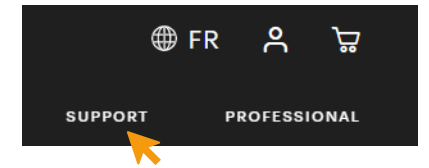


Enter Model Number and scroll down to see results

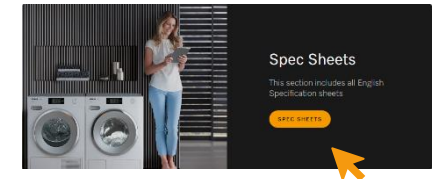


## Specification Library


To access "Spec Sheets", go to "Support" located on Miele.ca header and then select "Manuals & Specifications"



Select Manuals & Specifications then scroll to Spec Sheets



Spec sheets provide dimensions, cut-outs, electrical, ventilation, plumbing details etc.



# Table of Contents

- Why Miele?
- Special 125 Edition
- Resource Centre
- Miele Blog
- New Products
- Multi-Residential Packages
- Design Lines Overview
- Handles
- Cooking Interface Overview

**PureLine**

- Details | Trim Kits
- Convection Ovens
- Combi-Steam Ovens | Vacuum Sealers
- Speed Ovens | Microwaves
- Coffee Systems | Warming Drawers
- Warming Drawers | Configurations

**ContourLine**

- Details | Trim Kit
- Convection Ovens
- Combi-Steam Ovens | Vacuum Sealers
- Speed Ovens | Microwaves
- Coffee Systems | Warming Drawers
- Warming Drawers | Configurations

**VitroLine Graphite Grey**

- Trim Kit
- Convection Oven
- Combi-Steam Ovens
- Speed Oven
- Coffee System
- Warming Drawers

**VitroLine Obsidian Black**

- Convection Oven
- Combi-Steam Oven
- Speed Oven
- Coffee System
- Warming Drawers
- Vacuum Sealer

**ArtLine Graphite Grey**

- Trim Kit
- Convection Oven
- Combi-Steam Ovens
- Speed Oven
- Coffee System
- Warming Drawers

**Ranges, Range tops & Range Hoods**

[LEARN MORE](#)

- 30" Ranges
- 36" Induction Ranges
- 36" Ranges
- 48" Ranges
- 30", 36", 48" Rangetops
- Insert Range Hood
- Stainless Range Hood
- External Blower
- Internal Blower
- Duct Covers  
Back Splash  
Back Guard  
Accessories

**Cooktops & Hood Fans**


[LEARN MORE](#)

- Induction
- Classic Design
- Linear Design
- Electric Cooktops  
**208V | 240V**
- 24" Over | Under
- Insert Hood
- Retractable Hood
- Slot-In Hood
- Built-Under Hood
- Downdraft System
- Wall Hood
- Island Hood






# Table of Contents




Dishwashers

LEARN MORE


MasterCool Refrigeration

LEARN MORE



European Refrigeration

LEARN MORE


Laundry

LEARN MORE


Professional

LEARN MORE



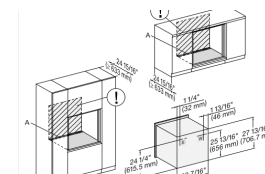
Countertop Coffee Machines

LEARN MORE



Floor Care

LEARN MORE




Resource Centre

LEARN MORE



# Why Miele?

Immer Besser | Forever Better since 1899

A leading edge through quality, durability, sustainability... offering perfect results, ultimate convenience, and timeless design.

Our aim is to build long-lasting appliances of the highest quality, using procedures that are both economically and ecologically sound. Our rigorous ambitions will ensure outstanding performance, efficiency and safety, but also have as little impact on the environment as possible, throughout the lifespan of every appliance.

## Meeting the expectations of your homeowners

- Miele tests its domestic appliances for a service life of up to 20 years
- Miele manufactures spare parts for 10 years and keeps in stock for up to 15 years after the end of series production (70,000 parts permanently in-stock)
- Miele offers a warranty extension to a total of 10 years as standard
- Remote service for fewer customer service trips. Remote Updates via App
- To buy Miele is to invest in quality and durability. It's good to know that a Miele appliance represents long term value

## We make it possible to save energy and water

- Reduction of electricity consumption of appliances by more than 55% since the year 2000
- Energy-efficient across all product groups
- EnergyStar and EnergyStar Most Efficient designations across multiple categories
- High energy efficiency also in real use with top performance
- 50% of all development expenditures go to energy and resource issues

## Exceptional construction guarantees maximum reliability and durability

- We manufacture at our own plants – with passion
- We have the highest standards in terms of quality and durability. That's why our home appliances are made largely of metal that is not only resilient but also recyclable
- From foundry work and the production of plastic parts to engine development and electronics – we manufacture a large portion of the components for our products in-house
- Before we purchase raw materials, we test them for compatibility and environmental impact. There are continuous quality checks during production and assembly
- We don't do random tests: Before delivery, each appliance is subjected to comprehensive tests – in accordance with our own demands.
- German engineered and tested to the equivalent of 20 years usage.
- No other brand can claim such a strong commitment to quality, reliability and durability.

Miele is dedicated to producing the best possible products and services with the least impact on the environment, with the ultimate aim to make them 100% carbon-neutral.

# Table of Contents | Special 125 Edition

- Convection Oven
- Combi-Steam Ovens
- Speed Oven
- Coffee System
- Warming Drawers
- Countertop Coffee Machines
- Floor Care
- CareCollection



For over a century, Miele has set the standard for premium home appliances, continually pushing the boundaries of our commitment to Immer Besser – Forever Better. As we mark the significant occasion of Miele’s 125th anniversary, we are excited to introduce our exclusive Matte Black appliance series, a testament to our commitment to exceptional design and cutting-edge technology.



M Touch



H 7880 BPX OBSW Matte \$11,899.00   
30" Convection Oven



H 7870 BMX OBSW Matte \$6,999.00  
30 x 19 Speed Oven  
[Integrated Trim Kit]




DGC 7870X OBSW Matte \$10,599.00  
30 x 19 Combi-Steam Oven  
[Integrated Trim Kit]



DGC 7880X XXL OBSW Matte \$11,799.00  
30 x 25 Combi-Steam Oven  
[Integrated Trim Kit]



CVA 7875 OBSW Matte \$9,799.00   
30 x 19 Coffee System  
[Integrated Trim Kit]



ESW 7680 OBSW Matte \$4,249.00  
30 x 11 Warming Drawer

Stacked guideline configuration  
[\[Click Here\]](#)




ESW 7670 OBSW Matte \$4,299.00  
30 x 10 Warming Drawer

Horizontal guideline configuration  
[\[Click Here\]](#)



EVS 7670 OBSW Matte \$6,399.00  
Vacuum Sealer

Horizontal guideline configuration  
[\[Click Here\]](#)

 Requires a water line



125  
Years

**Miele**

# Countertop Coffee Machines 125 Edition



Obsidian Matte Black



CM 5510 OBSW Matte \$2,049.99  
Countertop Coffee Machine



CM 6360 OBSW Matte \$2,999.99  
Countertop Coffee Machine



CM 7750 OBSW Matte \$5,999.99  
Countertop Coffee Machine



125  
Years

Miele



# Floor Care 125 Gala Edition

Graphite Grey



Complete C3 125 Gala \$749.99  
Canister vacuum



125  
Years

Miele

# Care Collection 125 Anniversary Edition



Ultra Color  
Liquid Detergent 1.5L  
\$25.99



FragranceFalcons  
\$23.99



UltraPhase 1  
\$34.99



UltraPhase 2  
\$34.99



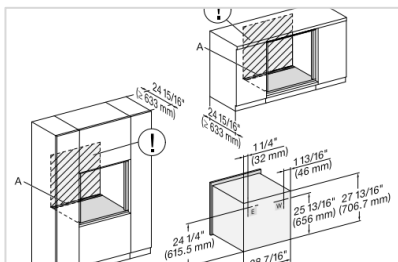
UltraPhase 6 pack  
\$189.94

We are thrilled to introduce a limited-edition 125-year detergent to further elevate the laundry experience. Exclusively developed for Miele by perfumers from Provence, France, this luxurious fragrance is inspired by high-quality ingredients and made of soft floral notes and comforting scents with powdery and amber undertones mimicking the freshness of citrus.





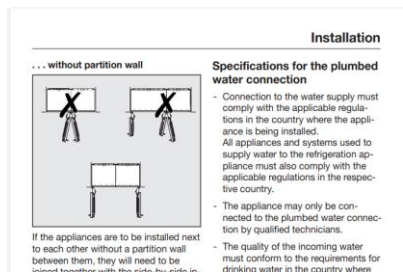
# Resource Centre



## Spec Sheets

Download our Spec sheets for quick reference to dimensions, cut-outs, plumbing, electrical and ventilation requirements.

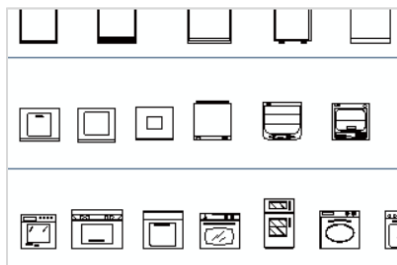
[LEARN MORE](#)



## User Manual / Installation Guide

Simply enter the model number to download all current and discontinued models.

[LEARN MORE](#)



## CAD Data and BIM Data

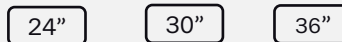
Central access to download all available CAD Blocks & BIM Files

[LEARN MORE](#)



## Multi- Residential Packages

Discover our top recommended packages that will elevate your project.



[LEARN MORE](#)



## Certified Installation Program

Feel secure knowing we handle your appliances every step of the way. With the installation of any Miele appliance a two-year warranty is included.

[LEARN MORE](#)



## Miele Experience Centres

Experience Miele for yourself in our relaxed and inspiring environment. Enjoy a coffee/tea as we tour our innovative appliances for your project.

[LEARN MORE](#)



## Events / Cooking Classes

Designed to inspire! We love to help you discover and learn more about our innovative appliances.

[LEARN MORE](#)



## Promotions

Enjoy attractive innovations and promotions!


[LEARN MORE](#)



## Sustainability

Our pledges for the planet. Learn about Miele's commitment to our sustainability pledges.

[LEARN MORE](#)



## Customer Support

Support that is always there for you. Find the right services for your needs - we'll take care of the rest.

[LEARN MORE](#)

Miele

# Blog

Your destination for culinary innovation and entertainment. Discover exciting new recipes, learn about new products and great ways to enjoy your Miele appliances.



**Balsamic Roasted Beet, Orange & Chèvre Salad**

A perfect combination for a delightful symphony of flavors in a refreshing, seasonal dish.

[Recipe](#)



**Lemon-Garlic Marinated Chicken Breast**

A simple dish that will deliver a level of tenderness and flavour that is nothing short of culinary perfection.

[Recipe](#)



**Stacked Blueberry Pancakes**

Savour the delightful fusion of sweet and tangy blueberries in every thick and airy pancake.

[Recipe](#)



**Molten Chocolate Lava Cake**

Topped with a cloud of espresso whipped cream. Just the right amount for perfect decadence.

[Recipe](#)



[LEARN MORE](#)



[LEARN MORE](#)



[LEARN MORE](#)



[LEARN MORE](#)

# New Products | Immer Besser

Always innovating to bring you the best in premium appliances.

Click on image to discover new products and features.



36" Induction Ranges



DAP Chimney wall hood series 24", 30" 36"



24" Undercounter wine fridge | Panel ready



42" MasterCool III Bottom Mount Refrigeration

Launching spring 2025

Launching fall 2025



# Multi-Residential Packages

## 24 Inch Packages

Our purpose: building tomorrow  
Together, we can shape a successful tomorrow.

CONTACT US



G 5056 SCVi



DAS 2620



H 2455 E  
+ KM 6050



KFN 7734 D



G 5051 SCVi  
ADA Compliant



DA 2360



H 2455 I  
+KM 7020



KFN 7784 D

For over 20 years, Miele Canada's Project Business has been a proud and trusted supplier of premium appliances to the multi-residential sector, catering to esteemed developers, builders, architects, interior designers, and appliance agents. Discover why Miele is the most sought-after partner for premium multi-residential projects across the country.

# Multi-Residential Packages

## 30 Inch Package



G 7156 SCVi



DAS 4720



M 2241 SC



KM 7730 FR



H 2880 BP



KFN 9859 iDE

## 36 Inch Package



G 7366 SCVi &gt;



DA 2390



KM 7740 FR



H 7270 BM



H 7280 BP



KFN 9959 iDE

[CONTACT US](#)

For over 20 years, Miele Canada's Project Business has been a proud and trusted supplier of premium appliances to the multi-residential sector, catering to esteemed developers, builders, architects, interior designers, and appliance agents. Discover why Miele is the most sought-after partner for premium multi-residential projects across the country.

# Generation 7000 Design Lines

PureLine



ContourLine



VitroLine

Graphite Grey



Obsidian Black



ArtLine

Graphite Grey



Matte Black



## Colour Match Recommendations

Miele Obsidian black  
RAL 9005

Miele Graphite Grey  
NCS S 7502 B

Please note: These will not be a 100% colour match due to slight deviations in the colour itself and the colour will also vary based on the surface the colour is being applied to.



# Handles

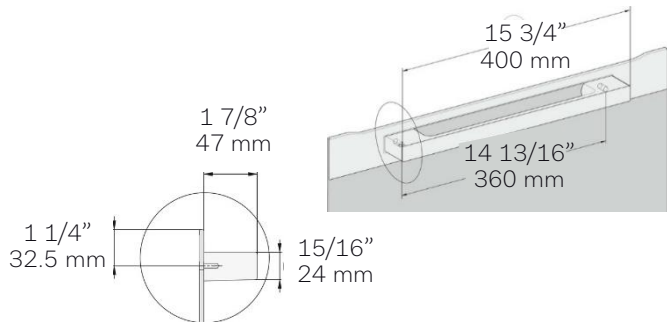
## 24" PureLine | VitroLine



DS 7000 PureLine  
\$219.00



DS 7000 VitroLine GRGR  
\$429.00



## 30" PureLine | VitroLine



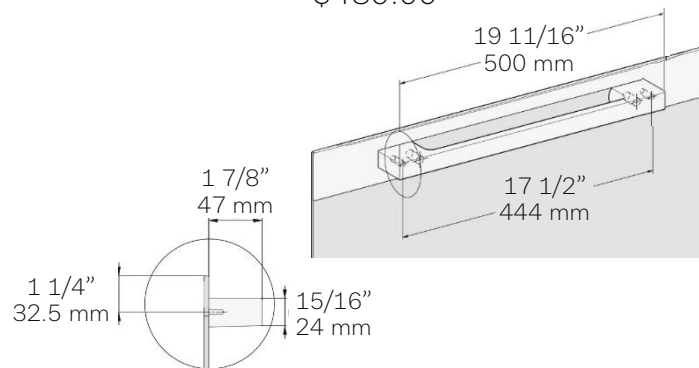
DS 7808 PureLine  
\$219.00



DS 7808 VitroLine GRGR  
\$489.00



DS 7808 VitroLine OBSW  
\$489.00



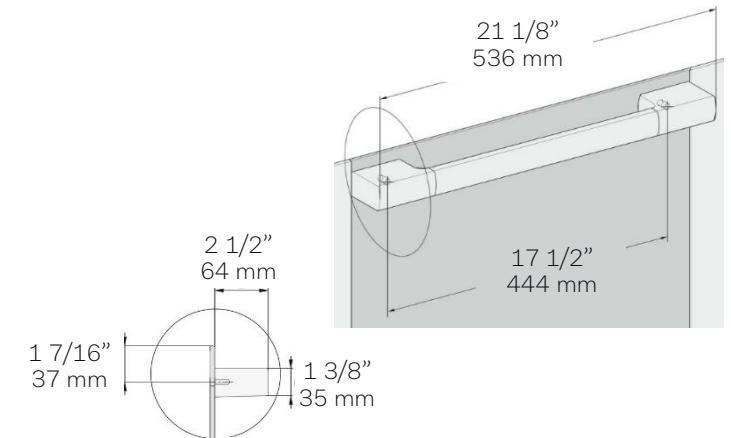
## 30" ContourLine



DS 7308 ContourLine  
\$219.00

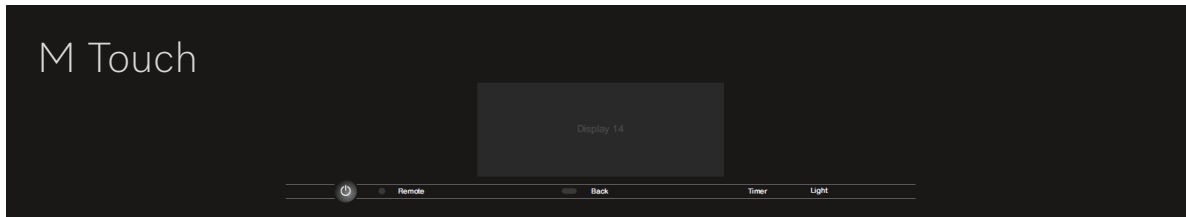


DS 7708 ContourLine Swiveling  
\$319.00

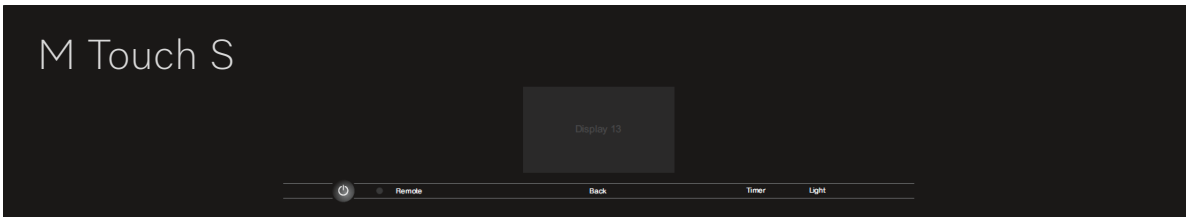


# Generation 7000 Oven Interfaces

## M Touch



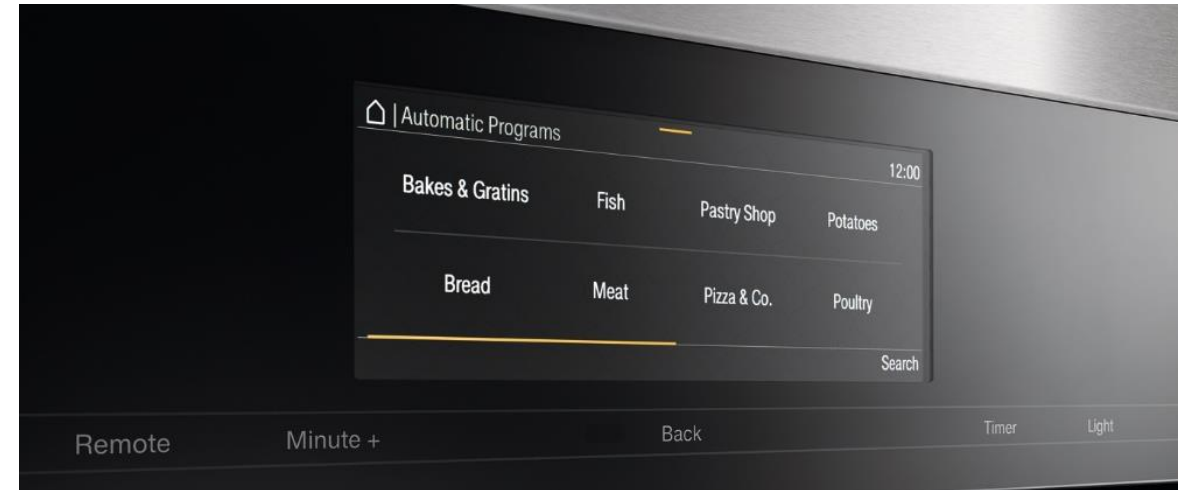
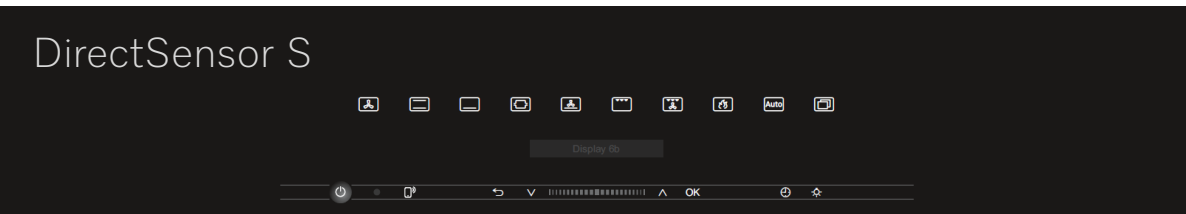
## M Touch S



## DirectSensor



## DirectSensor S



**M Touch** controls are both easy to operate and navigate. An intuitive swipe of the screen will quickly lead you to your desired selection with the touch of a fingertip.

**DirectSensor** controls enable options such as the operating mode to be selected directly. Further functions and settings are shown on the four-line, clear text display.

'S' Indicates smaller text display area

## EasyControl

Only available in H 2880 BP  
30" PureLine Convection oven



Combining Interfaces – M Touch and M Touch S are recommended together and DirectSensor, DirectSensor S and EasyControl are recommend together.



H 7880 BP

Trim Kit Options



EBA 7848 EDST/CLST \$599.00  
30 x 18 Trim Kit



EBA 7868 EDST/CLST \$699.00  
30 x 24 Trim Kit



EBA 2248 \$599.00  
Microwave 30 x 18 Trim Kit in Black



PureLine offers a modern, contemporary appeal, with its solid handle, low-key stainless-steel trim and a glass front in obsidian black.






# PureLine Convection Ovens

## M Touch



**H 7880 BP \$11,299.00**   
30" Convection Oven

## M Touch S



**H 7680 BP \$9,549.00**   
30" Convection Oven

## DirectSensor S



**H 7280 BP \$6,949.00**  
30" Convection Oven

## EasyControl



**H 2880 BP \$5,949.00**  
30" Convection Oven



M Touch S Oven **H 7660 BP** comes equipped with a water intake pipe for the steam injection system used with the Moisture Plus cooking program



**H 7660 BP \$8,049.00**  
24" Convection Oven

Miele Built-In Ovens are installed independently of the cooktop and offer greater installation flexibility; for instance, they can be positioned at eye level for ultimate user convenience.

Available in PureLine only  
Updates: TwinPower, Pyrolytic self-cleaning (racks must be removed), Retractable dials.  
Not considered Generation 7000, as there are fewer programs, No Pyrofit racks, rails, runners, 2 racks, and no glider.  
Intended for Multi-Residential Projects and entry-level only.

 Requires a water line | BP = Self Clean

# PureLine Combination-Steam Ovens | Vacuum Sealers

## M Touch



**DGC 7870** \$10,049.00  
30 x 19 Combi-Steam Oven  
[Integrated Trim Kit]



**DGC 7875** \$10,499.00 💧  
30 x 19 Combi-Steam Oven  
[Integrated Trim Kit]



**DGC 7845** \$9,349.00 💧  
24 x 18 Combi-Steam Oven

## M Touch S



**DGC 7640** \$8,649.00  
24 x 18 Combi-Steam Oven

## DirectSensor



**DGC 7470** \$8,149.00  
30 x 19 Combi-Steam Oven  
[Integrated Trim Kit]



**EVS 7010 [5 5/8]** \$4,449.00  
24 x 6 Vacuum Sealer




**EVS 7670 [9 7/8]** \$6,399.00  
30 x 10 Vacuum Sealer



**DGC 7880 XXL** \$11,199.00  
30 x 25 Combi-Steam Oven  
[Integrated Trim Kit]



**DGC 7865 XXL** \$11,099.00 💧  
24 x 24 Combi-Steam Oven



**The 3-in-1 system for maximum variety**  
The Combi-Steam Oven gives you a steam oven, a convection oven, combined in to one appliance! Thanks to its DualSteam technology, you can cook food evenly and gently. And it really shows its versatility with combination cooking – combining moist and dry heat to ensure outstanding baking and roasting results.

30 x 18 Trim Kit **EBA 7848** \$549.00  
30 x 24 Trim Kit **EBA 7868** \$699.00

Details [Click Here]

All DGC codes ending in (5) are plumbed | Requires a water line 💧

All pricing, codes, specs, images, features and dimensions are subject to change without notice. Always refer to Miele.ca for current information [2025]

# PureLine Speed Ovens | Microwaves

## M Touch



**H 7870 BM** \$6,449.00  
30 x 19 Speed Oven  
[Integrated Trim Kit]

## M Touch S



**H 7670 BM** \$5,999.00  
30 x 19 Speed Oven  
[Integrated Trim Kit]



**H 7640 BM** \$5,349.00  
24 x 18 Speed Oven

## DirectSensor S



**H 7270 BM** \$5,249.00  
30 x 19 Speed Oven  
[Integrated Trim Kit]



**H 7240 BM** \$4,799.00  
24 x 18 Speed Oven



### Speed Oven

The built-in Speed oven intelligently combines the benefits of two powerful appliances in either a 24" or 30" wide niche: This appliance is a convection oven with a wide variety of functions, at the same time as being a powerful microwave oven.



**M 7240 TC** \$3,149.00  
24 x 18 Microwave  
w/ Top Controls

30 x 18 Trim Kit [\[Click Here\]](#)  
**EBA 7848** \$599.00



**M 2241 SC** \$2,249.00  
24 x 18 Microwave  
w/ Side Controls

30 x 18 Trim Kit [\[Click Here\]](#)  
**EBA 2248** \$599.00



# PureLine Built-In Coffee Systems | Warming Drawer

## M Touch



**CVA 7845** \$8,399.00   
 24 x 18 Coffee System w/ DirectWater

Equipped with DirectWater (plumbed) but can be switched to manual tank fill if a waterline is not available.

## DirectSensor



**CVA 7440** \$6,049.00   
 24 x 18 Coffee System



**ESW 7010 [5 5/8]** \$2,849.00   
 24 x 6 Warming Drawer



**EBA 7848 EDST/CLST** \$599.00   
 30 x 18 Trim Kit Option

## Coffee Connoisseurs

Miele coffee beans are organically grown from the Arabica shrub and harvested in the highlands of south America. The beans are sourced from a fair-trade certified organic coffee cooperative, and then roasted and blended exclusively for Miele by a private German roaster. Available for purchase on 'Shop' Miele.ca  
 Black Edition: Café Crema, Espresso, Decaf, One For All.



Requires a water line

Design Award  
CVA 7845



Miele CVA 7845 Coffee is prepared freshly ground according to type and the beans that are selected from one of the three separate inner containers. Due to the demand-oriented automatic descaling and cleaning of milk lines and brewing unit via exchangeable cartridges, manual cleaning is no longer necessary. The illuminated, motor-driven spout adapts via sensor control to the cup heights and centrally dispenses the variety of hot beverages. The milk vessel can be inserted and removed in one movement from the front. All tanks and containers are optimized with an ergonomic design and functionality.  
**This model comes equipped with DirectWater (plumbed) and can be switched to manual tank fill if a waterline is not available.**

# PureLine Configurations with Warming Drawers & Vacuum Sealer

## 10" Warming Drawer | 10" Vacuum Sealer [Horizontal]



**ESW 7670 [9 7/8]** \$3,899.00  
30 x 10 Warming Drawer



**EVS 7670 [9 7/8]** \$6,399.00  
30 x 10 Vacuum Sealer

10" Warming drawer and 10" Vacuum Sealer is recommended below all 30 x 19 [18 7/8" tall] appliances and can be combined horizontally with all 30 x 19 lifestyle ovens. (Speed, Combi-steam and Coffee) 30 x 19 Models: DGC 7870, DGC 7875, DGC 7470, H 7870 BM, H 7670 BM, H 7270 BM. **Note: Shelf support is NOT required between the above listed models and the ESW 7670 or EVS 7660.**

## 11" Warming Drawer [Stacked]



**ESW 7680 [10 7/8]** \$3,899.00  
30 x 11 Warming Drawer





11" Warming drawer is recommended at the bottom of any 30" wide vertical stack. **Note: Shelf support is required between a 30" Convection oven and ESW 7680 warming drawer.**

ESW 6380 FB Panel Ready optional [[Click Here](#)]

### NOT RECOMMENDED:

ALL warming drawers and vacuum sealers placed below any 24 x 18 [17 15/16" tall] appliances with a 30" Trim kit will not line up horizontally with a 30" Convection oven. [See image A for 10" drawers and image B for 11" drawer.]

24 x 18 Models: DGC 7845, DGC 7640, H 7640 BM, H 7240 BM, CVA 7845, CVA 7440, M 7240 TC. [Exception M 2241 SC will work with 11" Drawer ESW 7680 as the interface has side controls with an all-black front]



# ContourLine



H 7780 BP

## Trim Kit



EBA 2748 \$699.00

Optional Stainless 30 x 19 Trim Kit for  
Microwave M 2241 SC

All ContourLine appliances are 30"W.  
[Only exception is the 24 x 18 microwave seen above]



ContourLine offers a traditional to transitional appeal, with its ergonomic handle, stainless-steel framing and a glass front in obsidian black.







# ContourLine Convection Ovens

## M Touch




H 7780 BP \$11,299.00   
30" Convection Oven



H 7780 BP 2 \$16,899.00   
30 x 51 Double Convection Oven  
(Moisture Plus feature in top oven only)

## M Touch S



H 7580 BP \$9,549.00   
30" Convection Oven

## DirectSensor S



H 7180 BP \$6,949.00  
30" Convection Oven



Miele Built-In Ovens are installed independently of the cooktop and offer greater installation flexibility; for instance, they can be positioned at eye level for ultimate user convenience.

BP = Self Clean | Requires a water line 


# ContourLine Combination-Steam Ovens

## M Touch



**DGC 7770** \$10,049.00  
30 x 19 Combi-Steam Oven  
[Integrated Trim Kit]



**DGC 7775** \$10,499.00   
30 x 19 Combi-Steam Oven  
[Integrated Trim Kit]

## M Touch S



**DGC 7580** \$10,399.00  
30 x 25 Combi-Steam Oven  
[Integrated Trim Kit]

## DirectSensor



**DGC 7370** \$8,149.00  
30 x 19 Combi-Steam Oven  
[Integrated Trim Kit]

### The 3-in-1 system for maximum variety

The Combi-Steam Oven gives you a steam oven, a convection oven, combined in to one appliance! Thanks to its DualSteam technology, you can cook food evenly and gently. And it really shows its versatility with combination cooking – combining moist and dry heat to ensure outstanding baking and roasting results.



### Automatic Programs

Success guaranteed - intelligent automatic programs. Effortlessly prepare 250 dishes with precision: Guaranteed results with fish, meat, vegetables, baked goods and more.

### Menu Cooking

Everything ready at the same time - Automatic menu cooking A complete menu: Temperature, cooking duration and food sequence are automatically determined. Cooking made easy. (M Touch \_ M Touch s)

# ContourLine Speed Ovens | Microwave

## M Touch



**H 7770 BM** \$6,449.00  
30 x 19 Speed Oven  
[Integrated Trim Kit]

## M Touch S



**H 7570 BM** \$5,999.00  
30 x 19 Speed Oven  
[Integrated Trim Kit]

## DirectSensor S



**H 7170 BM** \$5,249.00  
30 x 19 Speed Oven  
[Integrated Trim Kit]

## EasyControl



**M 2241 SC** \$2,249.00  
24 x 18 Microwave w/ Side Controls



### Combination modes

For faster preparation, many dishes can be cooked much more quickly by combining a traditional operating mode and the microwave function, depending on the dish you could save up to 40% of your time.

### Quick&Gentle

Inverter technology that applies power consistently through the cooking for even better results (speed oven)



**EBA 2748** \$699.00  
30 x 19 Trim Kit for Microwave



# ContourLine Built-In Coffee Systems

## M Touch



**CVA 7775** \$9,599.00   
 30 x 19 Coffee System w/ WaterDirect  
 [Integrated Trim Kit]

Equipped with DirectWater (plumbed) but can be switched to manual tank fill if a waterline is not available.

## DirectSensor



**CVA 7370** \$7,299.00   
 30 x 19 Coffee System  
 [Integrated Trim Kit]



**ESW 7570 [9 7/8]** \$3,899.00   
 30 x 10 Warming Drawer



Miele CVA 7775 Coffee is prepared freshly ground according to type and the beans that are selected from one of the three separate inner containers. Due to the demand-oriented automatic descaling and cleaning of milk lines and brewing unit via exchangeable cartridges, manual cleaning is no longer necessary. The illuminated, motor-driven spout adapts via sensor control to the cup heights and centrally dispenses the variety of hot beverages. The milk vessel can be inserted and removed in one movement from the front. All tanks and containers are optimized with an ergonomic design and functionality. **This model comes equipped with DirectWater (plumbed) and can be switched to manual tank fill if a waterline is not available.**



### Coffee Connoisseurs

Miele coffee beans are organically grown from the Arabica shrub and harvested in the highlands of south America. The beans are sourced from a fair-trade certified organic coffee cooperative, and then roasted and blended exclusively for Miele by a private German roaster.

Available for purchase on 'Shop' Miele.ca  
 Black Edition: Café Crema, Espresso, Decaf, One For All.

Requires a water line

# ContourLine Configurations with Warming Drawers

## 10" Warming Drawer [Horizontal & Cube]



**ESW 7570 [9 7/8]** \$3,899.00  
30 x 10 Warming Drawer

10" Warming drawer is recommended below all 18 7/8" tall appliance and can be combined horizontally with all 30" convection ovens. It works with ALL ContourLine Lifestyle appliances 30 x 19 - Speed (BM), Combi-Steam (DGC) Coffee system (CVA)

**Note:** Shelf support is NOT required between the above listed models and the ESW 7570.

**Combining Interfaces** – M Touch and M Touch S are recommended together and DirectSensor, DirectSensor S and EasyControl are recommend together.

## 11" Warming Drawer [Stacked]



**ESW 7580 [10 3/4]** \$3,899.00  
30 x 11 Warming Drawer

11" Warming drawer is recommended at the bottom of any 30" wide vertical stack.  
**Note:** Shelf support IS required between a 30" Convection oven and ESW 7580 warming drawer.

Panel Ready



**ESW 6380 FB** \$3,499.00  
30 x 10 3/4 Warming Drawer

Recommended in a vertical stack with shelf support or independent of other appliances. Handle required.

# VitroLine



Generation 7000 "VitroLine" is characterized by full glass fronts with a matching handle consisting of a high-quality metal carrier and a glass insert in graphite grey. This allows the VitroLine handle to blend harmoniously into the glass surface of the appliance. Miele-exclusive technological integrates features like; 'TasteControl', which automatically opens the oven door once cooking is finished to rapidly cool it and 'FoodView', an in-oven camera that can be followed on the Miele app, where users can also remotely adjust multiple functions.

# VitroLine Graphite Grey [GRGR]

## M Touch



**H 7880 BP GRGR** \$11,699.00   
 30" Convection Oven



**H 7870 BM GRGR** \$6,799.00   
 30 x 19 Speed Oven   
 [Integrated Trim Kit]




**DGC 7870 GRGR** \$ 10,399.00   
 30 x 19 Combination-Steam Oven   
 [Integrated Trim Kit]



**DGC 7860 XXL GRGR** \$10,999.00   
 24 x 24 Combination-Steam Oven   
 Optional: **EBA 7868 GRGR** \$699.00   
 30 x 24 Trim Kit for Comb-Steam




**CVA 7845 GRGR** \$8,749.00   
 24 x 18 Coffee System   
 Optional: **EBA 7848 GRGR** \$599.00   
 30 x 18 Trim Kit for Coffee System



**ESW 7680 GRGR** \$4,249.00   
 30 x 11 Warming Drawer

Stacked guideline configuration   
 [Click Here]



**ESW 7670 GRGR** \$4,299.00   
 30 x 10 Warming Drawer

Horizontal guideline configuration   
 [Click Here]

**M Touch 30" Convection Oven:** Quick and intuitive navigation with tap or swipe extra-large full-touch display **Miele App** Network and run function from your smart devices. **MotionReact** Light and display comes on when movement is detected. **FoodView** Camera inside oven compartment. **SoftOpen** Door opens with gentle movements all the way. **Multilingua 30+** languages **Cool-touch Front** remains relatively cool even on the outside of the door.



**ESW 7010 GRGR** \$2,849.00   
 24 x 6 Warming Drawer

Requires a water line



# VitroLine Obsidian Black




VitroLine underlines its reserved and integrating style with a handle design that is integrated with the appliance colour.



# VitroLine Obsidian Black Collection

## M Touch



H 7880 BP \$11,699.00   
30" Convection Oven



H 7870 BM \$6,799.00  
30 x 19 Speed Oven  
[Integrated Trim Kit]




DGC 7880 XXL \$ 10,399.00  
30 x 24 Combination-Steam Oven  
[Integrated Trim Kit]



DGC 7870 \$ 10,399.00  
30 x 19 Combination-Steam Oven  
[Integrated Trim Kit]



CVA 7875 OBSW \$9,5999.00  
30 x 19 Coffee System  
[Integrated Trim Kit]



ESW 7680 \$4,249.00  
30 x 11 Warming Drawer

Stacked guideline configuration  
[\[Click Here\]](#)



ESW 7670 \$4,299.00  
30 x 10 Warming Drawer

Horizontal guideline configuration  
[\[Click Here\]](#)




EVS 7670 \$6,399.00  
30 x 10 Vacuum Sealer

Horizontal guideline configuration  
[\[Click Here\]](#)

Requires a water line 

# ArtLine

ArtLine with its minimalistic approach offers an intuitive touch operation, with a handleless design.



## SoftOpen: gently effective

SoftOpen ensures that the door opens gently until it has moved into its final position. The opening mechanism of a kitchen appliance has never been so well executed.



Generation 7000 ArtLine is characterized by handleless glass front panels in graphite grey. Completely flush-mounted with a touch function opens the door gently and effectively. Miele-exclusive technological integrates features like; 'TasteControl', which automatically opens the oven door once cooking is finished to rapidly cool it and 'FoodView', an in-oven camera that can be followed on the Miele app, where users can also remotely adjust multiple functions.

# ArtLine Graphite Grey

## M Touch



**H 7880 BPX GRGR** \$11,899.00   
30" Convection Oven



**H 7870 BMX GRGR** \$6,999.00  
30 x 19 Speed Oven  
[Integrated Trim Kit]



**DGC 7870X GRGR** \$ 10,599.00  
30 x 19 Combi-Steam Oven  
[Integrated Trim Kit]




**DGC 7880X XXL GRGR** \$11,799.00  
30 x 25 Combi-Steam Oven  
[Integrated Trim Kit]

Optional: **EBA 7868 GRGR** \$599.00  
30 x 24 Trim Kit for Comb-Steam




**CVA 7845 GRGR** \$8,749.00   
24 x 18 Coffee System

Optional: **EBA 7848 GRGR** \$599.00  
30 x 18 Trim Kit for Coffee System



**ESW 7680 GRGR** \$4,249.00  
30 x 11 Warming Drawer



**ESW 7670 GRGR** \$4,299.00  
30 x 10 Warming Drawer



**ESW 7010 GRGR** \$2,849.00  
24 x 6 Warming Drawer

Stacked guideline configuration  
[\[Click Here\]](#)

Horizontal guideline configuration  
[\[Click Here\]](#)

 Requires a water line




# Range Collection



# ContourLine 30" Ranges | Induction | Gas | Electric

## M Touch

● 12,500 ● 19,500



Total BTU Output 71,000



**HR 1622-3 I** \$13,599.00   
 30" Induction w/ M Touch

**HR 1924-3 G DF** \$13,049.00   
 30" 4 Burner w/ M Touch Dual Fuel   
 (Available in LP)

## EasyControl

● 12,500 ● 19,500



Total BTU Output 71,000

Total BTU Output 71,000



**HR 1422-3 I** \$11,599.00   
 30" Induction EasyControl   
 208V or 240V

**HR 1421-3 E** \$9,599.00   
 30" Electric EasyControl   
 208V or 240V

**HR 1124-3 G AG** \$11,899.00   
 30" 4 Burner All Gas   
 (Available in LP)

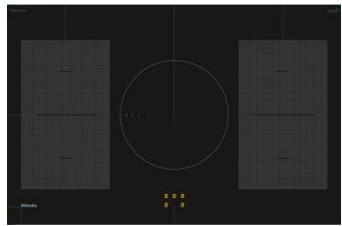
**HR 1724-3 G DF** \$11,899.00   
 30" 4 Burner Dual Fuel

# ContourLine 36" Induction Ranges

## M Touch

## EasyControl

**NEW**  
Launching spring 2025



**Cooktop**

- 2 Power Flex Zones
- 1 round cooking zone
- 3700W with single Booster and 7400W w/ TwinBooster

**Oven**

- Basic operating modes
- Additional modes: Moisture Plus, Automatic Programs, Crisp Function
- True European convection with TwinPower fans
- Soft Open/Soft Close
- 5,76 cft (163l) usable volume
- 6 rack levels
- Pyrolytic Cleaning


**Accessories**

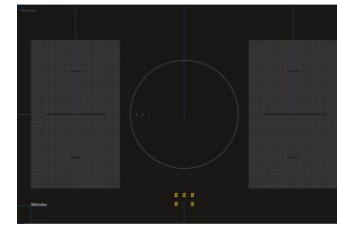
- 1 universal tray
- 1 standard PyroFit rack
- 1 PyroFit rack with integrated glide rails

**Technical Data**

- NEMA 14-50 Plug
- Fuse rating 50A



HR 1632-3I \$16,999.00   
36" 5 Zone Induction with M Touch Oven



**Cooktop**

- 2 Power Flex Zones
- 1 round cooking zone
- 3700W with single Booster and 7400W w/ TwinBooster

**Oven**

- Basic operating modes
- True European convection with TwinPower fans
- Soft Open/Soft Close
- 5,76 cft (163l) usable volume
- 6 rack levels
- Pyrolytic Cleaning

**Accessories**


- 1 universal tray
- 1 standard PyroFit rack
- 1 PyroFit rack with integrated glide rails

**Technical Data**

- NEMA 14-50 Plug
- Fuse rating 50A



HR 1432-3I \$13,999.00  
36" 5 Zone Induction with Easy Control

 Requires a water line

# ContourLine 36" Range | Dual Fuel | Gas

## M Touch

● 12,500 ● 13,600 ● 19,500

## EasyControl

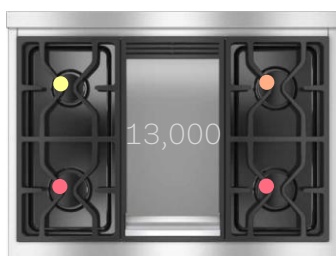
● 8,000 ● 9,000 ● 19,500



Total BTU Output 98,200



Total BTU Output 84,100



Total BTU Output 78,100




HR 1934-3 G DF \$15,499.00  
36" 6 Burner Gas | Dual Fuel  
(Available in LP)



HR 1935-3 G DF GR \$16,699.00  
36" 4 Burner + Grill | Dual Fuel




HR 1936-3 G DF GD \$16,699.00  
36" 4 Burner + Griddle | Dual Fuel  
(Available in LP)



Total BTU Output 84,500



Total BTU Output 75,000



Total BTU Output 69,000



HR 1134-3 G AG \$13,049.00  
36" 6 Burner | All Gas  
(Available in LP)



HR 1135-3 G AG GR \$14,249.00  
36" 4 Burner + Grill | All Gas



HR 1136-3 G AG GD \$14,249.00  
36" 4 Burner + Griddle | All Gas  
(Available in LP)


● Requires a water line



# 48" ContourLine Range | Culinary Cooking Center

## M Touch

● 10,000 ● 13,600 ● 19,500



Total BTU Output 125,200



HR 1954-3 G DF \$24,949.00   
 48" 8 Burner | Dual Fuel [LP option]



Total BTU Output 111,100



HR 1955-3 G DF GR \$26,149.00   
 48" 6 Burner + Grill | Dual Fuel

Requires a water line



Total BTU Output 105,100



HR 1956-3 G DF GD \$26,149.00   
 48" 6 Burner + Griddle | Dual Fuel [LP option]


# Gas Rangetops



**KMR 1124-3 G** \$6,049.00  
30" 4 Burner | 71,000 BTU's



M Pro Dual Stacked burners have incredibly high BTU output with True Simmer control that offers precision cooking for limitless results.  
Direct control - Backlit Precision Knobs  
Easy cleaning - dishwasher-safe ComfortClean grates  
Convenient and safe - automatic re-ignition for all burners  
Cast iron pot rests (matt black enamelled)



TrueSimmer

Stacked Burners

● 10,000 ● 12,500 ● 13,600 ● 19,500



**KMR 1134-3 G** \$7,249.00  
36" 6 Burner | 98,200 BTU's



**KMR 1135-3 G** \$8,549.00  
36" 4 Burner + Grill | 84,100 BTU's



**KMR 1136-3 GD** \$8,549.00  
36" 4 Burner + Griddle | 78,100 BTU's



**KMR 1354-3 G** \$8,549.00  
48" 8 Burner | 125,200 BTU's



**KMR 1355-3 G** \$9,699.00  
48" 6 Burner + Grill | 111,100 BTU's



**KMR 1356-3 G GD** \$9,699.00  
48" 6 Burner + Griddle | 105,100 BTU's

# Range Hoods | Inserts | Blowers



Duct Covers and blowers are sold separately



**DAR 1220-3** \$3,499.00  
30" Hood w/10" Duct | 700 or 1100 CFM



**DAR 1230-3** \$3,749.00  
36" Hood w/ 10" Duct | 700 or 1100 CFM



**DAR 1250-3** \$3,949.00  
48" Hood w/ 10" Duct | 1100 CFM



**DAR 1130** \$2,799.00  
36" Hood w/ 10" Duct | 700 or 1100 CFM



**DAR 1150** \$2,999.00  
48" Hood w/10" Duct | 1100 CFM

Blowers are sold separately

Recessed knob controls, Dishwasher-safe stainless steel baffle filters, 4 Fan speeds including Intensive, Hood interior with CleanCover, LED ClearView lighting, Auto-Vent safety sensor

## Internal Blowers



**DRIB XL** \$1,519.00  
700 CFM | 10" duct w/ 8" reducing collar [30" or 36" Units]



**DRIB XXL** \$1,619.00  
1100 CFM | 10" Duct [30",36",48", 60"Units]

## External Blowers



**DREB XL** \$1,949.00  
700 CFM | 10" duct w/ 8" reducing collar [30" or 36" Units]



**DREB XXL** \$2,049.00  
1100 CFM | 10" Duct [30",36",48", 60" Units]

**Blowers are required for Range Hoods | Sold separately from hoods**

# Range | Range Hood Accessories

## BACKGUARD



12" or 20"H  
(305 or 508)

30", 36", 48" W x 12" or 20"H

\*\*Highly recommended for AG ranges due to the potential of scorching delicate materials when using self-cleaning mode\*\*

## DUCT COVER



6"H  
(152)

30", 36", 48", 60" W  
X 6", 12", 18", 24" H

## RECIRCULATION KIT

30", 36" Electric or Induction Only




## NICHE CLADDING



40"H  
(1016)

30", 36", 48" W



REAR VENTING KIT  
DRRV 1200 Series  
[Range Hoods]

## ACCESSORIES



Wok ring

Cover  
RGGC 1000

Telescopic Rack





Cooktops | Electric | Induction | Gas




# Induction Cooktops


## Framed [FR]



**KM 7720 FR** \$3,899.00 | 3 Zones, SmartSelect  
24" Induction Cooktop | 208/240V, 40A

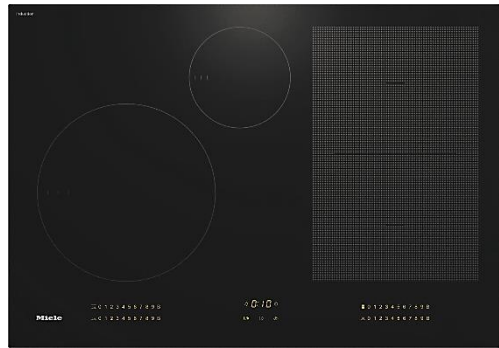


**KM 7730 FR** \$4,499.00 | 4 Zones, SmartSelect  
30" Induction Cooktop | 208/240V, 40A




**KM 7740 FR** \$5,499.00 | 5 Zones, SmartSelect  
36" Induction Cooktop | 208/240V, 50A

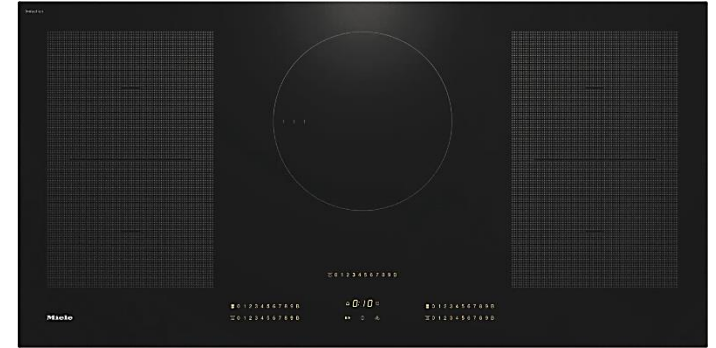
## Frameless [FL]



**KM 7735 FL** \$5,499.00 | 4 Zones, SmartSelect, PowerFlex  
30" Induction Cooktop | 208/240V



**KM 7745 FL** \$6,499.00 | 6 Zones, SmartSelect, PowerFlex  
36" Induction Cooktop | 208/240V



**KM 7755 FL** \$6,999.00 | 5 Zones, SmartSelect, PowerFlex  
42" Induction Cooktop | 208/240V



# Gas Cooktops | Classic Design



Economy Burner 3,800 BTU  
Normal Burner x 2 5,500 BTU  
Wok Burner (Front Left) 11,300 BTU  
Total Maximum BTU Output 26,100 BTU

**KM 2012 G \$2,199.00**  
26" 4 Burner w/ 1 Single Wok



Economy Burner 3,800 BTU  
Normal Burner x 2 5,500 BTU  
Power Burner 8,600 BTU  
Wok Burner 11,300 BTU  
Total Maximum BTU Output 34,700 BTU

**KM 2032 G \$2,899.00**  
30" 5 Burner w/ 1 single Wok



Small Burner 3,500 BTU  
Regular Burner 6,200 BTU  
Power Burner 8,900 BTU  
Wok Burner 12,000 BTU  
Total Maximum BTU Output 36,800 BTU

**KM 2050 G \$3,149.00**  
36" 5 Burner w/ 1 single Wok



Auxiliary Burner 3,900 BTU  
Normal Burner 5,900 BTU  
High-speed Burner 9,800 BTU  
Double-Insert Super Burner 13,000 BTU  
Total Maximum BTU Output 38,500 BTU

**KM 2355 G \$3,749.00**  
36" 5 Burner, 1 dual Wok

Flush Fit Installation (optional), Dishwasher safe ComfortClean Grates



**KM 2355 G**

### Features

Stainless steel trough, Premium enamelled cast-iron grates, Cast iron pot rests (matt black enamelled) PerfectClean Burners, Electronic ignition w/ single-hand operation, Safety switch-off, GasStop, GasStop & Restart. All grates are dishwasher safe.

Features vary by model, consult [Miele.ca](http://Miele.ca) for specific features for each model.



Wok Ring included with cooktops that have wok burner(s)

# Gas Cooktops | Linear Design



**KM 3465 G** \$3,249.00  
30" 4 Burner, 1 dual Wok.

High-Speed Burner (2) 9,000 BTU  
Super Burner (1) 12,000 BTU  
Wok Burner (Front Left) (1) 15,300 BTU  
Total Maximum BTU Output 45,300 BTU



**KM 3475 G** \$3,849.00  
36" 5 Burner w/ 2 dual Woks.

High-Speed Burner (2) 9,000 BTU  
Super Burner (1) 12,000 BTU  
Wok Burner (2) 15,300 BTU  
Total Maximum BTU Output 60,600 BTU



**KM 3485 G** \$4,049.00  
42" 6 Burner w/ 2 dual woks.

Normal Burner (2) 9,000 BTU  
Fast Burner (2) 12,000 BTU  
Wok Burner (Left) (1) 15,300 BTU  
Wok Burner (Right) (1) 16,500 BTU  
Total Maximum BTU Output 73,800 BTU



Stainless steel trough, Premium enamelled cast-iron grates, Cast iron pot rests (matt black enamelled) PerfectClean Burners, Electronic ignition w/ single-hand operation, Safety switch-off, GasStop, GasStop & Restart. All grates are dishwasher safe.

Features vary by model, consult Miele.ca for specific features for each model.




Wok Ring included with cooktops that have wok burner(s)






# Electric Cooktops 208V


## KnobControls 208V



**KM 5621** \$1,999.00  
24" 4 Zone Cooktop



**KM 5624** \$2,349.00  
30" 4 Zone Cooktop




**KM 5627** \$2,699.00  
36" 5 Zone Cooktop

### Features


208V or 240V

Direct Control Plus or Knob Controls, Easy to clean ceramic glass, Stop & Go function, Minute minder, Safety switch-off, Auto heat-up, Lock function, System lock, Fault monitoring, Integrated cooling fan, Overheating protection, Residual heat indicator. **Features vary by model, consult Miele.ca for specific features for each model.**

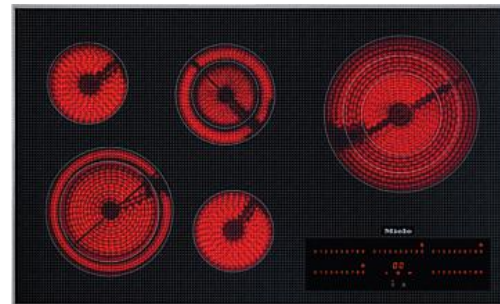
## DirectControls 208V




**KM 5820** \$2,599.00  
24" 3 Zone Cooktop 208 V  
(208V Special Order only)  
[Click here](#) to see 240V version



**KM 5840** \$2,899.00  
30" 4 Zone Cooktop




**KM 5860** \$3,249.00  
36" 5 Zone Cooktop




**KM 5880** \$3,849.00  
42" 5 Zone Cooktop

# Electric Cooktops 240V


## KnobControls 240V



**KM 5621** \$1,999.00  
24" 4 Zone Cooktop



**KM 5624** \$2,349.00  
30" 4 Zone Cooktop




**KM 5627** \$2,699.00  
36" 5 Zone Cooktop

### Features


208V or 240V

Direct Control Plus or Knob Controls, Easy to clean ceramic glass, Stop & Go function, Minute minder, Safety switch-off, Auto heat-up, Lock function, System lock, Fault monitoring, Integrated cooling fan, Overheating protection, Residual heat indicator. **Features vary by model, consult Miele.ca for specific features for each model.**


## DirectControls 240V




**KM 5820** \$2,599.00  
24" 3 Zone Cooktop 240 V



**KM 5840** \$2,899.00  
30" 4 Zone Cooktop



**KM 5860** \$3,249.00  
36" 5 Zone Cooktop



**KM 5880** \$3,849.00  
42" 5 Zone Cooktop



# 24" Cooktop + 24" Oven Combo

## EasyControl



23 7/16"W (596)

**H 2455 B** 208V \$4,299.00

EasyControl with PureLine handle, 8 operating modes, Temperature display, Recommended temperature, Halogen Light, Auto heat up, PerfectClean interior, Clean Glass door, 208V/ or 240V

**H 2455 B** 240V \$4,299.00




Multi- Residential specific

24" Oven + 24" Cooktop Electric or Induction 208V or 240V. Cooktop plugs into oven EasyControl w/ PureLine handle, 9 oven operating modes, 4 cooktop zones w/ Vario rings, Cooktop controls on oven PerfectClean interior, clean black glass door.

## EasyControl | Over Under Combo Units



208V



**H 2455 E | KM 6050 | 208V** \$4,749.00  
24" PureLine EasyControl Oven + Electric Cooktop



240V



**H 2455 E | KM 6050 | 240V** \$4,749.00  
24" PureLine EasyControl Oven + Electric Cooktop



208V



**H 2455 I | KM 7020 | 208V** \$5,949.00  
24" PureLine EasyControl Oven + Induction Cooktop



240V



**H 2455 E | KM 7020 | 240V** \$5,949.00  
24" PureLine EasyControl Oven + Induction Cooktop

# Insert Hoods



**DA 2360** \$1,649.00  
 24" Insert Hood Fan | 6" Duct | 483 CFM  
 (Shallow depth 11 11/16" | 297mm)

Con@ctivity



**DA 2390** \$2,749.00  
 35" Insert Hood Fan | 6" Duct | 500 CFM  
 (Shallow depth 11 13/16" | 300mm)



**DA 2588** \$2,349.00   
 32" Insert Hood Fan | 6" Duct | 500 CFM  
 (Depth 15 13/16" | 402mm)



**DA 2518** \$3,149.00   
 44" Insert Hood Fan | 6" Duct | 500 CFM  
 (Depth 15 13/16" | 402mm)

Con@ctivity is the communication between Miele appliances. All Miele Induction cooktops (excluding Ranges) and many Miele ventilation hood models communicate by Wi-Fi, allowing the hood to automatically turn on its lighting system and adjust the power level. This ensures that the appliance responds to the anticipated level of cooking vapors at an early stage, creating an ideal room climate.



Electronic controls, LED lighting, Con@ctivity, Miele@home, WiFi@Conn@ct, Acoustic Package, Run-on time 5/15 min., 10 ply stainless steel grease filter, Grease filter indicator, 3 Power levels + 1 Booster level, Clean Cover (canopy interior), Dishwasher safe filters, Dual action fan, Automatic switch-off feature (after 10 hours)


Features vary by model, consult Miele.ca for specific features for each model.



# Slimline Retractable Visor Hood Fan



Optional accessory:  
**DML 2000 Panel Installation Kit \$49.99**



**DAS 2620 \$2,049.00**  
24" Slimline Retractable Visor Hood Fan  
6" Duct | 327 CFM



**DAS 4720 \$2,149.00** ⬆️  
30" Slimline Retractable Visor Hood Fan  
6" Duct | 498 CFM



**DAS 4920 \$2,249.00** ⬆️  
36" Slimline Retractable Visor Hood Fan  
6" Duct | 498 CFM



⬆️ Con@ctivity: Learn more on page 52

# Tilt-Out Hood (Slot-in) | Built-under Hoods



Invisible Design concealed with a cabinet door (panel ready) Electronic controls, LED lighting, 10 ply stainless steel grease filter 3 Power levels + 1 Booster level 2 dishwasher safe filters, Clean Cover (canopy interior) Dual action fan  
Available option to recirculate.




**DA 186** \$1,599.00  
24" Tilt-out Hood Fan  
6" Duct | 330 CFM



**DA 188** \$1,699.00  
30" Tilt-out Hood Fan  
6" Duct | 330 CFM



**DA 189** \$1,799.00  
36" Tilt-out Hood Fan  
6" Duct | 330 CFM



Mechanical controls, LED lighting, 10 ply stainless steel grease filter, 3 Power levels + 1 Booster level, Clean Cover (canopy interior), Dishwasher safe filters, Single action fan



**DA 1260** \$1,299.00  
24" Built-under Hood Fan  
6" Duct | 320 CFM



**DA 1280** \$1,399.00  
30" Built-under Hood Fan  
6" Duct | 320 CFM

# Downdraft Systems



Electronic controls, LED lighting, 10 ply stainless steel grease filters, Dishwasher safe filters, 3 Power levels + 1 Booster level, Dual action fan, Run-on time 15 min, Automatic switch-off feature (after 10 hours) Single pane tempered glass (Recommended for Island applications due to do required depth)



DAG 600 \$539.00  
Internal Blower



DAG 1000 \$1,619.00  
External Blower



DA 6881 D \$3,599.00  
30" Downdraft Fan & Blower  
6" Duct | 425 CFM  
[Blower sold separately]



DA 6891 D \$3,649.00  
36" Downdraft Fan & Blower  
6" Duct | 425 CFM  
[Blower sold separately]

# Hood Fans | Wall Mount

## Features

### NEXT STEP | PURISTIC CANTO | PURISTIC EDITION 6000

Electronic controls, LED lighting, Con@ctivity, Miele@home, WiFi@Conn@ct, Eco Motor, Acoustic Package, Run-on time 5/15 min., 10 ply stainless steel grease filter, Grease filter indicator, 3 Power levels + 1 Booster level, Clean Cover (canopy interior), Dishwasher safe filters, Single pane tempered glass, Dual action fan, Telescopic chimney, Automatic switch-off feature (after 10 hours) Optional recirculating with charcoal filter (grill stack exposed) Hood Extensions for higher ceilings – DA, PUR, & DAP models. [6" Duct | 489 CFM]

Features vary by model, consult Miele.ca for specific features for each model.



Vented  
28" (710)  
-  
40 5/8" (1,030)


DA 6698 W \$6,049.00  
36" Chimney Hood

NEW  
Launching spring 2025

DAP 1627 W \$1,499  
24" Chimney Hood

DAP 1727 W \$1,699  
30" Chimney Hood

DAP 1927 W \$1,699  
36" Chimney Hood



Vented  
27 (685)  
-  
39 5/8"  
(1005)

PUR 68 W \$2,149.00  
24" Chimney Hood



PUR 88 W \$2,299.00  
30" Chimney Hood



PUR 98 W \$2,499.00  
36" Chimney Hood

## Features

### PUR HOOD & TRAPIZIOD HOOD

Electronic controls, LED lighting, 10 ply stainless steel grease filter, 3 Power levels + 1 Booster level, Clean Cover (canopy interior), dishwasher safe filters, Dual action fan, Telescopic chimney, Automatic switch-off feature (after 10 hours)



Vented  
27 3/8" (693)  
-  
40" (1,015)

DA 399-7 W \$3,049.00  
36" Chimney Hood



30"(760)  
OR  
39 3/8"(1000)

DATK1-760 \$329.00  
DATK2-1000 \$379.00  
(For DA, PUR & DAP hoods)



# Hood Fans | Island Mount



Vented  
38 1/4" (970)  
50" (1,270)

**PUR 98 D** \$4,899.00  
36" Chimney Hood

[Excluded from all @ features]

## Features

Electronic controls, LED lighting, Con@ctivity, Miele@home, WiFi@Conn@ct, Acoustic Package, Run-on time 5/15 min., 10 ply stainless steel grease filter, Grease filter indicator, Eco Motor, 3 Power levels + 1 Booster level, Clean Cover (canopy interior), Dishwasher safe filters, Single pane tempered glass, Dual action fan, Telescopic chimney, Automatic switch-off feature (after 10 hours)  
**Features vary by model, consult Miele.ca for specific features for each model.**

[6" Duct | 507 CFM]



Vented  
27 7/8" (705)  
39 5/8" (1,005)

**DA 6698 D** \$7,249.00  
36" Chimney Hood



**PURISTIC EDITION 6000**  
Touch on glass controls



47 1/4" (1200)

**PURISTIC VARIA | DA 4248 V D**  
W/ Motorized height adjustment of 12"



Vented  
29 3/4" (755)  
41 1/4" (1,045)

**DA 4248 V D** \$7,849.00  
42" Motorized Chimney Hood

6" Duct | 489 CFM



ENERGY STAR Most Efficient 2025



Over 20 years, dishwashers save approximately 600,000L of water compared to washing dishes by hand, so having a dishwasher is good for the planet and good for your hands.



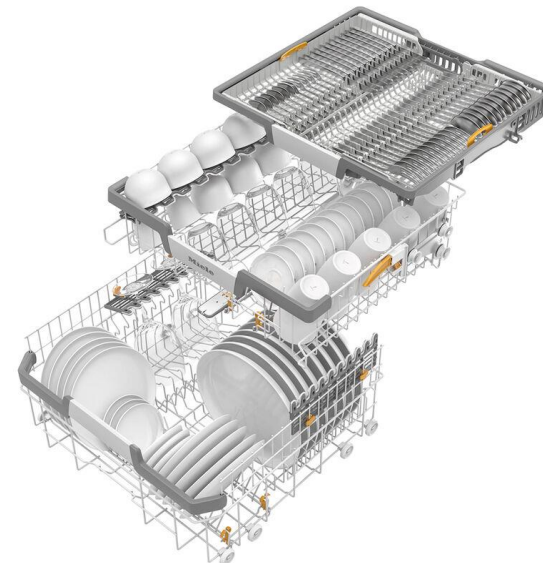
Pre-finished



Integrated



Fully Integrated



Cutlery Basket



MultiFlex Sliding Cutlery Tray

# Dishwashers



## ENERGY STAR Most Efficient 2025

In the last 20 years, we've significantly reduced the energy consumption of our dishwashers, resulting in the highest ratings for the G 7000 series.

Tested to last for 20 years of use<sup>2</sup> and 5,600 washing cycles, these appliances are your true partners in shine.



## Dream team of clean

With the integrated AutoDos system and the PowerDisk, G 7000 AutoDos dishwashers automatically dispense the right amount of detergent at the right time.

This dynamic duo takes care of everything and lasts for up to 20 washing cycles<sup>1</sup>. Set it and go – for superior cleaning results.



## Load it your way

A new adjustable basket design makes loading easier for dishes of all shapes and sizes.

The FlexCare holder ensures your wine glasses and reusable bottles are safe, while the XL-Assist clip prevents larger items from blocking others. Whoever loads it, will love it.

<sup>1</sup>In Eco-Program <sup>2</sup>During the development phase of the G7000 dishwasher series, Miele tested models and core components in 5,600 dishwashing cycles (= 280 dishwashing cycles per year for 20 years) in various programs. More info on [miele.com/20years](http://miele.com/20years)



# Dishwashers | 5000 Series



G 5006 U CLST \$1,949.00



G 5006 U BRW \$1,799.00



G 5006 SCU CLST \$2,149.00



G 5006 SCU BRW \$1,999.00



G 5006 SCU OBS \$1,999.00



G 5051 SCVi \$2,549.00 (ADA)



G 5056 SCVi \$2,349.00



G 5058 SCVi SFP \$2,399.00 Stainless front w/ pocket handle



G 5058 SCVi SFP

- U = Basket | Prefinished
- SCU = Cutlery tray | Prefinished
- SCVi = Cutlery Tray | Hidden controls | Panel ready
- SCVi SFP = Cutlery tray | Hidden controls | Stainless front w/ pocket handle



G 5216 SCU CLST \$2,449.00



G 5266 SCVi \$2,649.00



G 5266 SCVi SFP \$2,699.00 Stainless front w/ pocket handle



G 5482 SCVi SL \$2,749.00 (18" Slimline)

GFVi 453/72-7 \$404.00  
18" SlimLine CleanTouch Steel Door Panel (optional)

### Pocket handle panel



GFVi 709/77 \$469.00

CleanTouch Steel panel with Pocket Handle, 77cm height.

Suitable for Fully Integrated, Full size 60 cm dishwasher.  
G 5056 SCVi, G 5266 SCVi, G 7186 SCVi, G 7266 SCVi, G 7766 SCVi, G 7986 SCVi.



# Dishwashers | NEW 7000 Series



Fully Integrated, Full-size, Automatic dispensing AutoDos with integrated PowerDisk®, 3D MultiFlex Tray, AutoOpen Drying  
**G 7186 SCVi \$3,199.00**



Fully Integrated, Full-size, 3D MultiFlex Tray, AutoOpen Drying  
**G 7266 SCVi \$3,099.00**



Fully Integrated, Automatic dispensing – AutoDos with integrated PowerDisk®, 4D MultiFlex Tray  
**G 7656 SCVi \$3,499.00**



Fully Integrated, Automatic dispensing – AutoDos w/ integrated PowerDisk®, 3D MultiFlex Tray, BrilliantLight, MaxiComfort Basket  
**G 7766 SCVi \$4,099.00**



Fully Integrated, Automatic dispensing – AutoDos w/ integrated PowerDisk®, 4D MultiFlex Tray, BrilliantLight, M Touch display  
**G 7986 SCVi K20 Knock 2 Open \$4,999.00**



Pre-finished, 3D MultiFlex Tray, AutoOpen Drying, CleanTouch Steel  
**G 7216 SCU SS \$2,899.00**



Pre-finished, Automatic dispensing – AutoDos with integrated PowerDisk®, 3D MultiFlex Tray, CleanTouch Steel  
**G 7606 SCU \$3,299.00**


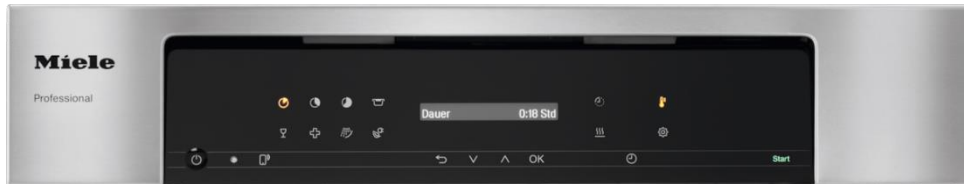


Semi-Integrated, Automatic dispensing – AutoDos w/ integrated PowerDisk®, 3D MultiFlex Tray, BrilliantLight, MaxiComfort Basket  
**G 7716 SCi \$3,999.00**



Semi-Integrated, Automatic dispensing – AutoDos w/ integrated PowerDisk®, 3D MultiFlex Tray, BrilliantLight, MaxiComfort Basket  
**G 7916 SCi \$4,899.00**

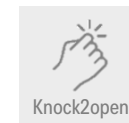
# ProfiLine Dishwashers



**PFD 102 i (ADA) \$5,763.00**

13 place settings, ADA Compliant  
 52 min 120 V | 24 min 208 / 240 V  
 Certified EMC, CE, VDE, EN 717,  
 Max final rinse Temp 180°F | 82°C ,  
 WaterControl system, 8 Programs,  
 AutoOpen drying, BrilliantLight, safety lock,  
 Select model based on voltage requirements

Ideal for office kitchens,  
 staff rooms and utility rooms.



**PFD 104 SCVi K20 \$6,970.00**

Knock 2 Open  
 16 place settings in 24 min at 208 / 240 V  
 Certified EMC, CE, VDE, EN 1717, UL  
 Max final rinse Temp 180°F | 82°C ,  
 WaterControl system, 8 Programs,  
 AutoOpen drying, BrilliantLight, safety lock,

Ideal for households, office kitchens,  
 staff rooms and utility areas.

# MasterCool





# MasterCool





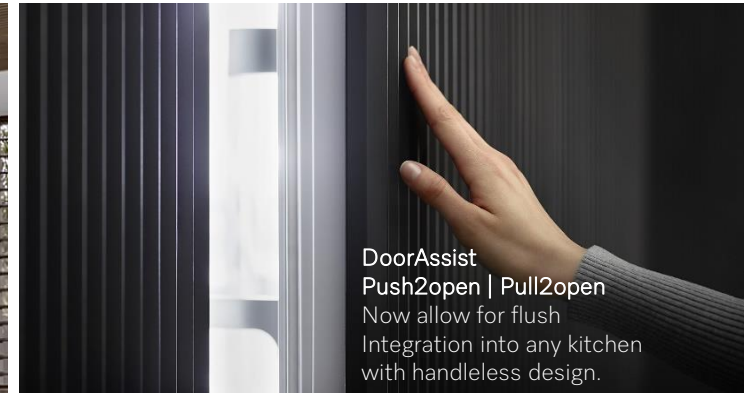
# MasterCool



# MasterCool



**SoftClose**  
Solid doors are closed gently and prevent objects from rattling and slipping inside the door.



**DoorAssist**  
Push2open | Pull2open  
Now allow for flush integration into any kitchen with handleless design.

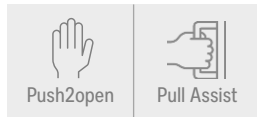


**WifiConn@ct**  
Convenient and time saving, use your WiFi to remotely operate and monitor your appliance.





# MasterCool Single Door Freezers



**F 2412 Vi**   
\$11,099.00

18" Single Door Freezer  
Freezer Capacity 8.6 cu. ft. / 242L



**F 2472 Vi**   
\$12,299.00

18" Single Door Freezer  
Freezer Capacity 7.8 cu. ft. / 219L  
Ice + Water  
Dispenser



**F 2672 Vi**   
\$13,549.00

24" Single Door Freezer  
Freezer Capacity 11.2 cu. ft. / 318L  
Ice + Water  
Dispenser



**F 2812 Vi** **F 2802 Vi**   
\$13,549.00     \$13,549.00

30" Single Door Freezer  
Freezer Capacity 15.8 cu. ft. / 446L



**F 2912 Vi**   
\$14,799.00

36" Single Door Freezer  
Freezer Capacity 19.4 cu. ft. / 549L



**F 2902 Vi**   
\$14,799.00

Panel Ready -Optional CleanTouch Stainless Steel panels and handles are sold separately

Vi – Integrated Flush mount | F=Freezer, 24XX=18", 26XX=24", 28XX=30", 29XX=36", XX(1)X=L hinge, XX(0)X=R hinge | Requires a water line

**Merging Kit**  
**KSK2002**  
\$1,199.00  
Required between all towers when installed side by side  
[Click here for further details](#)

# MasterCool Single Door Fridges | Vi



Spec Sheets



Push2open



Pull Assist



**K 2612 Vi**  
\$11,649.00



**K 2602 Vi**  
\$11,649.00



**K 2812 Vi**  
\$12,899.00



**K 2802 Vi**  
\$12,899.00



**K 2912 Vi**  
\$14,099.00



**K 2902 Vi**  
\$14,099.00

24" Single Door Refrigeration  
Refrigerator capacity 13 cu. ft. / 367 L

30" Single Door Refrigeration  
Refrigerator capacity 16.8 cu. ft. / 475 L

36" Single Door Refrigeration  
Refrigerator capacity 20.6 cu. ft. / 582 L

Panel Ready -Optional CleanTouch Stainless Steel panels and handles are sold separately

Vi – Integrated Flush mount | K= Fridge, 26XX=24", 28XX=30", 29XX=36", XX(1)X=L hinge, XX(0)X=R hinge | Requires a water line

**Merging Kit**  
**KSK2002**  
\$1,199.00  
Required between all towers when installed side by side  
[Click here for further details](#)



# MasterCool Bottom Mount Fridge | French Door Fridge | Vi



Spec Sheets



Push2open



Pull Assist

On refrigeration doors only



**KF 2812 Vi LH** 💧  
\$15,099.00

30" Bottom Mount Refrigeration  
Refrigerator capacity 11.4 cu. ft. / 323 L  
Freezer Capacity 4.6 cu. ft. / 129L



**KF 2802 Vi RH** 💧  
\$15,099.00



**KF 2912 Vi LH** 💧  
\$16,449.00

36" Bottom Mount Refrigeration  
Refrigerator capacity 14 cu. ft. / 397 L  
Freezer Capacity 5.6 cu. ft. / 157L



**KF 2902 Vi RH** 💧  
\$16,449.00



**KF 2982 Vi** 💧  
\$16,999.00

36" French Door Refrigeration  
Refrigerator capacity 13.8 cu. ft. / 393 L  
Freezer Capacity 5.6 cu. ft. / 157L

**Merging Kit**  
**KSK2002**  
\$1,199.00  
Required between all towers when installed side by side  
[Click here for further details](#)

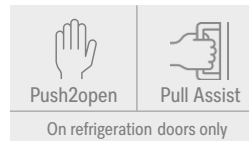
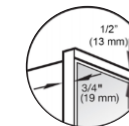
Panel Ready -Optional CleanTouch Stainless Steel panels and handles are sold separately

Vi – Integrated Flush mount |KF=Bottom Mount, 28XX=30", 29XX=36", XX(1)X=L hinge, XX(0)X=R hinge | Requires a water line 💧

MasterCool | Bottom Mount Fridge | French Door Fridge | SF



'SF' Series includes CleanTouch Stainless panels, Proud frame with Gen 7000 ContourLine handles



**KF 2812 SF** 💧  
\$17,699.00

30" Bottom Mount Refrigeration  
Refrigerator capacity 11.4 cu. ft. / 323 L  
Freezer Capacity 4.6 cu. ft. / 129L



**KF 2802 SF** 💧  
\$17,699.00



**KF 2912 SF** 💧  
\$18,899.00

36" Bottom Mount Refrigeration  
Refrigerator capacity 14 cu. ft. / 397 L  
Freezer Capacity 5.6 cu. ft. / 157L



**KF 2902 SF** 💧  
\$18,899.00



**KF 2982 SF** 💧  
\$19,599.00

36" French Door Refrigeration  
Refrigerator capacity 13.8 cu. ft. / 393 L  
Freezer Capacity 5.6 cu. ft. / 157L

**Merging Kit KSK2002**  
\$1,199.00  
Required between all towers when installed side by side  
[Click here for further details](#)

**SF** – Integrated Proud mount w/ CleanTouch Stainless Steel Panels, frame and ContourLine handle.  
**Vi** – Integrated Flush mount |KF=Bottom Mount, 28XX=30", 29XX=36", XX(1)X=L hinge , XX(0)X=R hinge | Requires a water line 💧

# MasterCool Wine Towers



Spec Sheets



Push2open



Pull Assist



**KWT 2612 Vi**  
\$13,799.00



**KWT 2602 Vi**  
\$13,799.00

24" Wine Tower 3 Zone  
Refrigerator capacity 13.4 cu. ft. / 379 L  
Bottle Capacity 104



**KWT 2672 ViS**  
\$14,399.00



**KWT 2662 ViS**  
\$14,399.00

24" Wine Tower 3 Zone w/ SommelierSet  
Refrigerator capacity 13.4 cu. ft. / 379 L  
Bottle Capacity 77



MasterCool –  
SommelierSet

Simply perfect for wine connoisseurs – with the unique SommelierSet exclusively from Miele. Prepare fine wines professionally for decanting. Enjoy champagne and white wine from chilled glasses. Drink perfectly conditioned wine even from opened bottles.



MasterCool – FlexiFrame

Holds bottles of all sizes securely. The adjustable wooden bottle racks hold every size of bottle securely. The individual slats can be moved easily to suit every bottle shape. This provides the perfect storage position for your wine.



MasterCool – Push2open

The perfect solution for a handle-free design with the Push2open function open automatically. The opening mechanism can be actuated merely by gently pressing the door. The door then opens gently and allows you to reach inside and open it completely.

Please note: SommelierSet cannot be added or converted within KWT 2612 Vi and KWT 2602 Vi models

Panel Ready -Optional CleanTouch Stainless Steel panels and handles are sold separately

Vi – Integrated Flush mount | KWT= Wine Storage System, 26XX=24 | Requires a water line 💧

**Merging Kit**  
**KSK2002**  
\$1,199.00  
Required between all towers when installed side by side  
[Click here for further details](#)



# European Refrigeration



# European Refrigeration





# European Built-In All Freezer | All Fridge



FreshTouch controls adjusts all functions and features with a quick touch of the interface display.



Optimum and maintenance-free LED lighting in compartment



Soft closing of the door with SoftClose hinge.



**Perfect Ice Cubes**  
Thanks to the IceMaker with freshwater connection

Double the convenience with Miele's Ice&PizzaBox NoFrost and 8 freezer drawers on telescopic runners for maximum convenience.

No icing up of food and no need to defrost thanks to NoFrost.

Connected Home with Miele@home. Cleverly networked. Make your life smart: thanks to Miele@home, you can cleverly network your domestic appliances – for more options.



**FNS 7794 E**   
\$4,999.00

24" Single Door Freezer

Freezer Capacity 7.77 cu. ft. / 220 L



**KS 7793 D**  
\$4,999.00

24" Single Door Fridge

Refrigerator capacity 10.88 cu. ft. / 308 L

Requires door panel and handle | Convertible hinges | Requires a water line



**PerfectFresh**  
Active freshness system with active humidification in top drawer

Food stays fresh for up to 5 times longer due to active humidification and sealing lid. Water turns into mist with ultrasonic technology every 90 minutes and every door opening. Water tank (100ml) integrated in the division plate above the drawer. Fully telescopic runners



Uniform temperature distribution with DynaCool.



Easy to remove items thanks to pivotable glass shelf – FlexiTray



Extensive depth makes it possible to place a whole baking tray on the bottom drawer level



# European Built-In Bottom Mount & French Door Refrigeration

NEW



**KFN 7734 D**  
\$4,349.00

24" Bottom Mount Fridge  
Refrigerator capacity 6.85 cu. ft. / 194 L  
Freezer Capacity 2.19 cu. ft. / 62L



**KFN 7784 D**  
\$5,749.00

24" Bottom Mount Fridge  
Refrigerator capacity 6.99 cu. ft. / 198 L  
Freezer Capacity 2.22 cu. ft. / 63L



**KFN 9859 iDE RH** 💧  
\$10,499.00

30" Bottom Mount Fridge  
Refrigerator capacity 9.8cu. ft. / 278L  
Freezer Capacity 4.3cu. ft. / 122L



**KFN 9859 iDE LH** 💧  
\$10,499.00

Also available in  
Left Hinged



**KFNF 9959 iDE** 💧  
\$12,499.00

36" French Door Fridge  
Refrigerator capacity 10.45cu. ft. / 296L  
Freezer Capacity 6 cu. ft. / 170L


Requires door panels and handles | Requires a water line 💧

All pricing, codes, specs, images, features and dimensions are subject to change without notice. Always refer to Miele.ca for current information [2025]

# European Bottom Mount | Freestanding Refrigeration

NEW




KFN 4799 DDE NA   
\$5,999.00

24" Freestanding Bottom Mount Fridge / Freezer w/ icemaker



KFN 4776 ED edt/cs  
\$5,499.00

30" Freestanding Bottom Mount Fridge / Freezer

 Requires a water line

# European Built-Under Refrigeration



**K 3122 Ui** \$2,999.00

24" Undercounter All Fridge

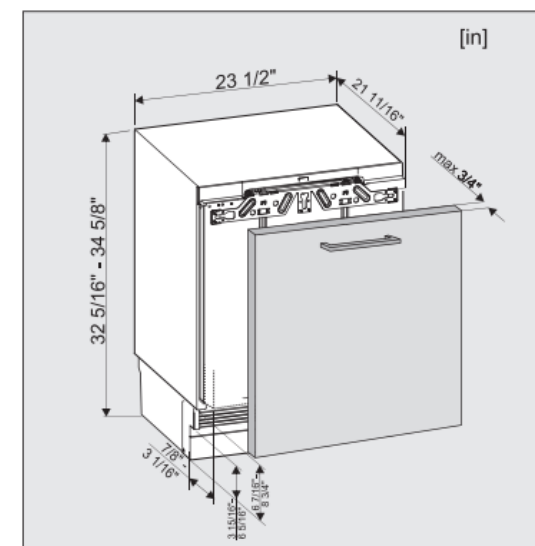
Refrigerator capacity 4.8 cu. ft. / 136 L

Built-under Integrated Refrigeration

Door hinge | RIGHT (convertible to left)

Panel ready, LED lighting, PicTronic Controls,

ComfortClean, 1 Vegetable drawer, Acoustic door alarm



Niche Openings:

Width 23 5/8" – 24"

Height 32 5/16" – 34 5/8"

Depth min 21 1/4"



# European Built-Under Wine Storage Systems



**KWT 6312 UGS \$6,299.00**

24" Under Counter Wine Sommelier  
Bottle Capacity 46 bottles (w/o Sommelier Set)

- Sommelier Set (optional use)
- Temperature zones | 1
- Wooden racks | 4
- FlexiFrame wooden racks | 3



32 1/4" H (818)

**KWT 6322 UG \$6,049.00**

24" Under Counter Wine  
Bottle Capacity up to 34 bottles

- Temperature zones | 2
- Wooden racks | 4
- FlexiFrame wooden racks | 3



Merging kit KSK6300 is required for side-by-side combination

Built-in under-counter Integrated appliance: Door hinge | RIGHT (convertible to left) Glass door w/ UV filters, Side by Side enabled, LED lighting, DynaCool, Soft close, Push2Open, TouchControl, Active Air Clean Filter, Lock function, Acoustic door alarm, Acoustic temperature alarm  
Niche Openings: Width 23 5/8" (600) Height 32 5/16"(820) Depth 24" (610)

KWT= Wine Storage System, UG = Under counter Integrated

# Domestic & Professional Laundry



## The new Little Giants from Miele.

Discover the compact washing machines and tumble dryers for commercial use – and discover innovative technologies for even greater cleaning performance, economy, user convenience and flexibility.





**The Little Giants Laundry System**



**PDR 908 HP [EL]** \$5,430.00  
24" Professional Heat-Pump Dryer  
Lotus White

**PWM 908 [EL DP]** \$7,335.00  
24" Professional Washing Machine  
Lotus White

**PDR 908 HP [EL]** \$5,710.00  
24" Professional Heat Pump Dryer  
Stainless Steel

**PWM 908 [EL DP]** \$7,605.00  
24" Professional Washing Machine  
Stainless Steel

23 7/16 W x 33 7/16 H x 28 1/4 D.  
(596 x 850 x 777)



**Little Giants Features**

- M Touch Flex
- 32 Languages
- 96-hour delay start
- Miele App Wi-Fi Connect
- Stackable or Side-by-side
- Tested for 30,000 operating hours
- Residential & Commercial Use
- Operates 8 hours a day / 365 days a year
- 208 / 240 v 30 amps
- Plug type Nema L6-30



**Little Giants Dryer**

- 4.6 cu. ft.
- Heat Pump technology – Ventless
- 35 Programs 3 Hygienic Programs
- Energy Star rated
- FragranceDos for fresh scented fabrics
- Temperature (F) range 140° - 185°
- 185° / 15-minute hold time
- Heat pump 2x larger than domestic models
- Independent fan drive for faster drying results
- Professional Brush-less Permanent Magnet Motor



**Little Giants Washer**

- 2.6 cu. ft. / 20 lb. capacity
- CapDos Specialized dispense capsules
- 50+ Wash Programs 14 Hygienic Programs
- 25 min Express wash program
- 49 min. Intensive Wash
- 3 Commercial Shock Absorbers – for smooth running at high speeds
- 3D Sensor: Monitors load imbalances, detects rotational speed
- Perforated rear panel for faster drenching and draining
- Powerful heater elements for heating water quickly



**APCL 001** \$225.00  
Stacking kit  
1 3/16" (30) H



**TRK555** \$119.00  
Dryer Basket





# Domestic Washers | Heat Pump Dryers



**W1 Classic**  
 120V / 60 Hz EnergyStar  
 CapDosing, 1600 RPM  
 Hot / Cold Connection  
 WIFI, Delay Start  
 Normal, Delicates,  
 Sanitize, Handwash,  
 Dress Shirts,  
 Darks/Denims, Express,  
 Extra White, Outdoor,  
 Proofing, Drain/Spin,  
 SoftSteam.

**WXD160 WCS** \$2,499.00  
 24" Front Loading Washer



+ Drum lighting  
 + Eco feedback  
 +TwinDos  
 + Chrome ring door  
 22 Programs

**WXF660 WCS TDos** \$3,099.00  
 24" Front Loading Washer



+ IntenseWash System  
 + SingleWash  
 + QuickIntenseWash 49  
 23 Programs

**WXI860 WCS TwinDos&IntenseWash** \$3,799.00  
 24" Front Loading Washer



+ M Touch  
 27 Programs

33 1/2" - 34 3/4" H  
 (850 - 882)

**WXR860 WCS TwinDos&IntenseWash** \$4,399.00  
 24" Front Loading Washer



**T1 Classic**  
 120V / 60 Hz Heat  
 Pump, Energy Star,  
 FragranceDos, WIFI,  
 AddLoad, Delay Start,  
 Normal, Delicates,  
 Bed Linens,  
 Woolens/Silks, Dress  
 shirts, Denims,  
 Smoothing, Express,  
 Outdoor, Proofing,  
 Time Dry / Dry Fresh.

**TXD160 WP** \$2,499.00  
 24" Heat Pump Dryer



+Eco Feedback  
 + SoftSteam  
 +Chrome Ring Door  
 19 Programs

**TXI680 WP FragranceDos2Eco&Steam** \$3,299.00  
 24" Heat Pump Dryer



+M Touch  
 20 Programs

33 1/2" - 34 3/4" H  
 (850 - 882)

**TXR860 WP Eco&Steam** \$4,099.00  
 24" Heat Pump Dryer



**FragranceDos** \$23.99 Aqua,  
 Cocoon, Nature 50 Dryer Cycles



Dryer Basket Included  
 w/ TRX860



**WTV 502** \$119.00  
 1"H (25.4)



**WTV 512** \$409.00  
 4 3/4"H (121)




**WTS 510** \$719.00  
 13 3/4" H(350)

# Domestic Heat Pump Dryer Technology



### Heat Pump Dryer

Closed air circuit - Processed air is dehumidified inside the unit (using refrigerant) Air is heated using refrigerant only giving off 6% moisture **No Venting** required for ease of installation, low maintenance and high efficiency. **60% More efficient than a vented dryer.**



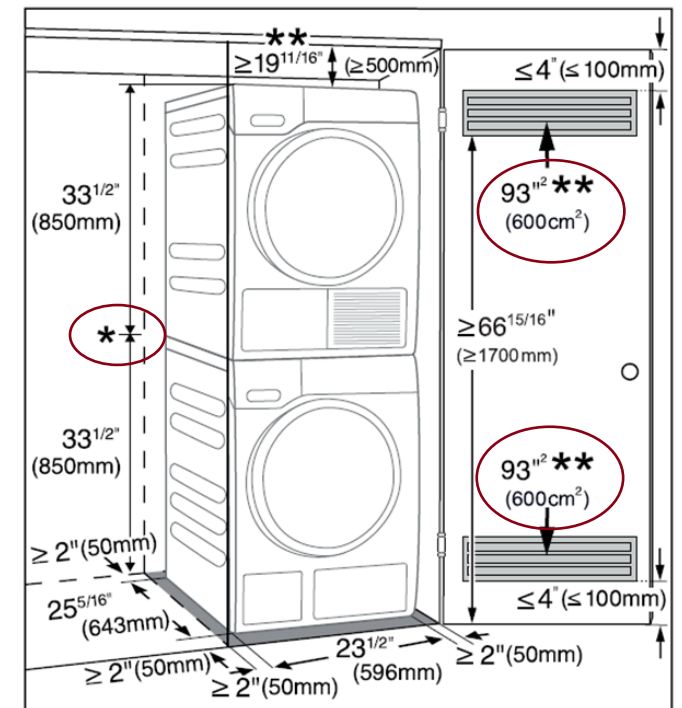
### Principle of Operation

- Hot dry air is pumped into drum which absorbs moisture from the laundry.
- The Moisture-laden air passes through filters on the way to the evaporator where the air is cooled in the Coolant Circuit.
- The cooled air passes through a condenser which captures the moisture.
- The reprocessed air (now dry again) is then pumped back into drum.
- This cycle repeats until the load is dry.

Due to the efficiency of Heat Pump technology a 208V/240V NEMA 14-30 plug is no longer required for the dryer. Use a standard household 120V/15A. Miele supplies a Nema Adapter w/ every dryer.



Products that make the ENERGY STAR Most Efficient list for 2023 deliver cutting edge energy efficiency along with the latest in technological innovation. They represent the year's very best for energy savings and environmental protection.



\*Height w/ stacking kit  
WTV502 = 67 3/8" (1711) | WTV502 = 71 1/8" (1806)

\*\* If it is not possible to fulfill the air flow specifications you may have longer drying time.


# Domestic Washer Technology



The primary pump fills the drum with detergent and water, settling at the bottom. The secondary pump redistributes the sudsy water to the top of the drum allowing for even distribution and a thorough cleaning.



**CapDosing | Specialty Detergent Enhancers**  
Automatically dispenses at the right time in the wash process. Pods are made for specific program / clothing. Wool, Sport, Silk, Outdoor gear, Booster, Fabric Softener.



**Honeycomb Drum**  
Soft to the touch: the hexagonal sculptured surface of the drum allows garments to glide on a thin film of water.

**IntenseWash**  
Uses 2 pumps allowing for energy efficiency and wash performance in less time. Detergent dissolves faster and sprays into the center of the load.

**Water Control System**  
Water level drum sensor and Float switch in drip tray in the base will detect even small amounts of leaked water. Further water intake is stopped if an error is sensed, and water is drained off.



**Auto Load Recognition**  
Weighs the clothes and you program the water and degree of soiling, allowing the right amount of detergent at the right time, to get the right result!

**TwinDos | 2 Phase system**  
UltraPhase 1 Detergent & UltraPhase 2 Oxygen Bleach automatically dispenses from integrated cartridges that lasts up to 45 loads and saves approximately 30% in detergent costs.



**ProfiEco Motor**  
BLPM – Brushless Permanent Magnet Motor 1600 RPM extremely energy efficient, maintenance free due to brushless motor, quiet.



**Miele@Moblie app**  
Android and iOS, remote control w/ SmartStart Notification for TwinDos fill level, machine status, Assistat to select the most suitable program.





# Rotary Iron



B 990 \$3,239

3 Heating elements for optimum heat distribution. High contact pressure for better removal of creases against ironing by hand. Practical swing-out bar for laundry. 83cm wide roller giving you five times wider space than a conventional iron. Relaxed method of ironing with an ergonomic seated position reduces strain on your back and keeps both hands free.



Ergonomic Seated Position



High Pressure Contact



Automatic finger Guard

Miele market research surveyed our customers and discovered that 95% of all buyers of a Miele rotary iron are satisfied, to very satisfied.



3 Heating Elements



## Perfect Solutions for your industry

[Go to overview](#)




### Hospitality

Hotels and bed & breakfast, restaurants, spa, wellness and sports



### Care and Education

Nursing homes, education and childcare



### Laboratories

Small and large laboratories



### Medical and Dental

Hospitals and surgeries, dentists, vets and animal care



### Small businesses and Services

Offices, agencies, small businesses, contract cleaners, laundries and dry cleaners



### Others

Residential, sports, emergency services equestrian, offshore and marine



# Countertop Coffee Machines



**CM 5310 OBSW** \$1,849.99  
Obsidian Black



**CM 5510 RGP** \$2,049.99  
Obsidian Black/Rose Gold Pearl



**CM 6160 OBS** \$2,599.99  
Obsidian Black



**CM 6160 LW** \$2,599.99  
Lotus White



**CM 7750 OBS** \$5,999.99  
Obsidian Black



**CM 6360 LCM** \$2,999.99  
Lotus White/CleanSteel



**CM 6360 OMB** \$2,999.99  
Obsidian Matte Black



**CM 6360 OBBP** \$2,999.99  
Obsidian Black/BronzePearl



**CM 6360 OBCM** \$2,999.99  
Obsidian Black/CleanSteel



# FloorCare

Miele Triflex HX2 cordless stick vacuum cleaner



Dust, meet our most powerful vacuum cleaner.

Engineered in Germany. Made in Germany.

Scout RX3 Home Vision HD



Robot vacuum cleaner with live image feed and 2 hours runtime with the best cleaning performance.

## Boost CX1 series



Boost CX1 Series is compact, powerful and easy to handle an, it can be used even in small spaces, thanks to its compact dimensions and maneuverability. At the same time, the large TrackDrive side wheels allow it to be parked safely on stairs and protect it from bumping into furniture and door frames. And the Boost CX1 does not compromise when it comes to cleaning performance, as it works with a highly efficient three-stage filter system: the easy-to-empty dust container for coarser particles, a washable fine dust filter, and a replaceable exhaust air filter.



Miele Limited Headquarters  
Project Business Division

161 Four Valley Drive  
Vaughan, ON Canada L4K 4V8

Phone 1 800 643 5381

The information contained in these documents is confidential, privileged and only for the information of the intended recipient and may not be used, published or redistributed without the prior written consent of Miele & Cie. KG. The opinions expressed are in good faith and while every care has been taken in preparing these documents, Miele employees and managers make no representation and gives no warranties of whatever nature in respect of these documents, including but not limited to the accuracy or completeness of any information, facts and/or opinions contained therein. Miele & Cie. KG, its subsidiaries, the directors, employees and agents cannot be held liable for the use of and reliance of the opinions, estimates, forecasts and findings in these documents.